




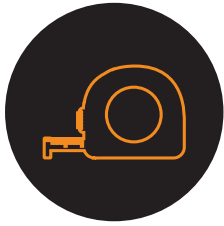
ULTRA LOW U-VALUES

Hurricane Doors solid door models exceed Passive House standards with an incredibly low U-Value of just 0.77 W/m²K. Glazed doors are 0.88 W/m²K.




COLOURS

Choose from 18 luxury "Solar Shield" finishes. Dual colours also available.



DOOR SIZES

Hurricane single doors can be manufactured in sizes up to 1208mm wide and 2476mm high.



GLASS

Triple glazing is provided in all glazed designs, including toplights and sidelights.



RC2 & PAS 24 SECURITY AS STANDARD

For peace of mind, Hurricane front doors conform to RC2 and PAS24 security.



WEATHER TEST RESULTS

Air Permeability	Class 4
Wind Load	Class 4
Deflection	Class C
Watertight	Class 3

Note:

Minimum door width 778mm*. Maximum door width 1208mm. Sizes are available in 10mm increments e.g. 788mm, 798mm, 808mm. Minimum door height 1806mm. Maximum door height 2476mm. Sizes are available in 10mm increments e.g. 1816mm, 1826mm, 1836mm K8 Model 4 minimum width 908mm.

HANDLES



- External Pull Bar Handles
- Round or Square in Black or Steel
- 600mm, 1200mm, 1800mm



- Internal Lever Handles (can be used externally)
- Available in Steel or Black

As Standard

- Aluminium Outerframe
- 64mm deep door sash with high security steel skin, 65mm deep frame
- RC2 and PAS 24 Security
- 0.77 W/m²K U Value on Solid Designs. 0.88 W/m²K on Glazed Designs
- Multi-point lock with two hooks, two horizontal bolts, one deadbolt and a latch
- 3D adjustable three pin hinges. Available in Black or Steel
- Lever handle internally in Black or Steel
- Round or Square pullbar externally in Black or Steel
- Maximum single door size 1208mm wide and 2476mm high
- 20mm Warm low threshold
- 4 Hinge security dog bolts
- Doors with glazing are triple glazed
- Three keys
- Any Steel décor will be replicated on the inside and outside of the front door
- One piece strike plate with Steel finish
- 15.5mm hinge clearance

- Doors weigh circa 90 Kgs
- Drop down weatherseal provides improved thermal insulation and weathering

Optional Extras


- Thumbturn internally
- Black or Steel protective aluminium edge trim cover internally
- Additional deadbolt locking point towards top of door – Keyed alike
- Triple glazed side lights or top lights
- Aluminium corner post
- Day latch
- Spyhole in Black or Steel
- 28mm Aluminium Add-on Extension
- 30 x 150mm uPVC cill or 25 x 150mm Aluminium cill, Black textured, Anthracite smooth or White textured
- uPVC Trims in Black, Anthracite or White at 2.5m long
- 25mm high Cill – Anodised Silver
- Five Keys
- Black Strike Plate
- Electronic Tedee Cylinder in Black or Silver



HURRICANE DOORS



HURRICANE DOORS



K1-Model 1



K1-Model 2



K2-Model 1



K2-Model 3



K2-Model 5



K3-Model 1



K3-Model 5



K3-Model 6



K5-Model 5



K5-Model 6



K6-Model 4



K6-Model 5



K7-Model 3



K7-Model 4



K8-Model 2



K8-Model 3



K8-Model 4



K9-Model 2



K12-Model 3



K12-Model 4



K14-Model 1



K15-Model 2



K17-Model 2



K18-Model 3



K18-Model 4



K19-Model 1



K20-Model 2



K22-Model 3



K24-Model 1



K24-Model 2



K24-Model 7



K24-Model 10



K27-Model 1



K27-Model 2



K27-Model 3



K27-Model 4



K27-Model 5



K27-Model 6



K27-Model 7



K27-Model 10