

# KAWNEER ALUMINIUM AA3720 BIFOLD DOORS

## QUOTE/ORDER FORM

TRADE  
**ORDER FORM**  
JULY 2019

**Enquiry** please quote

**Order** please process

**Date Of Order** \_\_\_\_\_ **Date Required** \_\_\_\_\_

### Contact Details

**Ordered By** \_\_\_\_\_

**Company Name** \_\_\_\_\_

**Delivery Address** \_\_\_\_\_

\_\_\_\_\_ **Postcode** \_\_\_\_\_

**Tel** \_\_\_\_\_

**Email** \_\_\_\_\_

**Order No.** \_\_\_\_\_

**Your Reference** \_\_\_\_\_

**Delivery Date Requested** \_\_\_\_\_

### Site Contact

**Company Name** \_\_\_\_\_

**Delivery Address** \_\_\_\_\_

\_\_\_\_\_ **Postcode** \_\_\_\_\_

**Tel** \_\_\_\_\_

### Delivery option

Fully assembled with outer frame joints sealed

Kit form

If 6m wide or 2.2m high will be delivered in kit form

**Overall frame width (mm)** \_\_\_\_\_

**Overall frame height (mm)** \_\_\_\_\_

### Door will be fitted in:

**Sheltered location** \_\_\_\_\_ **Exposed location** \_\_\_\_\_

**Opening direction** Inward \_\_\_\_\_ Outward \_\_\_\_\_

**Flat sash as standard** \_\_\_\_\_ **Round sash** \_\_\_\_\_

### Cill requirements included in overall frame height

104mm 159mm 199mm No cill required

Note: Cill platform height is 25mm included in the overall height. 10mm add leg on back edge of cill.

### Glazing – square bead

Glazed \_\_\_\_\_ Unglazed \_\_\_\_\_

28mm Square bead \_\_\_\_\_ 32mm Square bead \_\_\_\_\_

44mm Square bead \_\_\_\_\_ 36mm Square bead \_\_\_\_\_

28mm, Toughened, Low E, Argon Filled, Black Warm Edge Spacer

Please refer to our sealed unit and glass limitations guidelines.

Touch-up paint

**Door has to comply with Document Q of the Building Regulations**  
(additional costs apply for the PAS 24 specification product).  
Please note, 3-2-1 and 3-1-2 can comply with PAS 24).

### Keyed Alike

### Bottom track detail

45mm standard threshold - with full weather rating

24mm low threshold – not severe weather rated

24mm add on 15mm coupler

not recommended for exposed locations

### Stock Colour

RAL 7016 Textured Anthracite Grey

### Available on a longer lead time

RAL 7015 Slate Grey

RAL 7016 Anthracite Grey

RAL 7035 Light Grey

RAL 9016 White

RAL 9005 Black

RAL 7016 Anthracite Grey outside/ RAL 9016 White inside

Matt finish

Textura finish

Gloss finish

### Other RAL Colour

### Marine Grade Finish

Yes

No

Mandatory within 500 metres of the sea, tidal estuary or in a swimming pool or any other chemical or industrial environment.

Please refer to our maintenance guide.

### 1 x 5000 Aluminium trickle vent through 34mm add-on profile

No

Black

White

Grey

Not Required

**Internal Bifold** Yes (Note: If bifold is internal, no drainage required).

### 10 Year Master Handles

White

Black

Grey

Satin Silver

Chrome

Polished gold

### Locking intermediate handle/s – Black D Handle as standard

White


Black

Grey

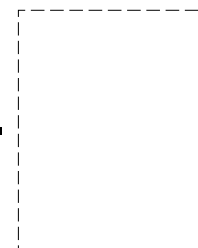
Satin

Chrome


### Opening Configuration – viewed from outside



Total number of sashes



Number of sashes folding left



Number of sashes folding right

ALUMINIUM@KATUK.CO.UK WWW.KATUK.CO.UK KAT: 01625 439 666

**KAT**  
Life Engineered